

Installing Vensim on Windows

Follow this link to get started:

<https://vensim.com/free-download/>

Fill out download form

Current version: 8.1.1

Commercial, Government, Consulting Use

PLE

Ventana Systems is proud to support education with tens of thousands of free PLE downloads every year.

However ... we need the support of non-educational users to sustain our Vensim development efforts. Therefore we ask that commercial and government users purchase an inexpensive license for uses other than software evaluation. This requirement includes any research that lacks an educational component or is proprietary or classified. If there's any doubt, please consult section 7 of the Vensim license.

Model Reader

The Vensim Model Reader may be distributed for free with your models (including commercial use).

Download

Choose a Product and Platform:

Anti-spam	<input checked="" type="checkbox"/> Please tick this box
Product	<input checked="" type="radio"/> Vensim PLE <input type="radio"/> Model Reader
Platform	<input checked="" type="radio"/> Windows x64 (7/8/8.1/10) <input type="radio"/> Windows x32 (7/8/8.1/10) <input type="radio"/> Macintosh OSX (10.10+) <input type="radio"/> Windows 7 x32 <input type="radio"/> Windows 7 x64
Vensim newsletter	<input type="checkbox"/> Subscribe Name: Kartik Bulusu

PLEASE NOTE: DOWNLOAD INSTRUCTIONS WILL BE EMAILED TO YOU, YOU MUST PROVIDE A VALID EMAIL ADDRESS. BY DOWNLOADING, YOU AGREE TO BE CONTACTED AFTER DOWNLOADING TO PROVIDE ADDITIONAL RESOURCES.

Email address

Retype email address

The Vensim newsletter is used for announcing information. Frequency is low – typically quarterly – and addresses are never shared.

- Documentation
- Download Vensim® Software
- FAQ
- Fourteen reasons to trade in your spreadsheet
- Free Downloads
- Modeling with Molecules 2.02
- Molecules Copyright and License
- News
- Optimization
- Portuguese Documentation
- Privacy Policy
- Purchase Vensim®
- Resources
- Vensim Model Reader
- Vensim online course – advanced version
- Vensim online course – basic version
- The course – advanced version
- The courses
- Survey Form
- ware

(If you have a Mac, select other option)

Enter your email address in these slots

Check your email

Thank you for your interest in Vensim. You may use this product only for academic activities. Any use for consulting or business purposes is a violation of the license agreement. Do not forward this email. If you know of another person who would like to get access to Vensim refer them to the web address you used to receive this email. If you graduate or otherwise stop your studies you must remove all Vensim installations.

If have any problems installing Vensim, please first check the FAQ on our website at <https://vensim.com/faq/>, most common problems have already been answered.

Support for any problems with this licence should be directed to our official support forum only at <http://www.ventanasystems.co.uk/forum>.

You can download the software by clicking the following link.



Click the download link

If the link does not work, please copy the entire link and paste into your browser.

If you still have trouble, please try a different browser (especially if using a Mac).

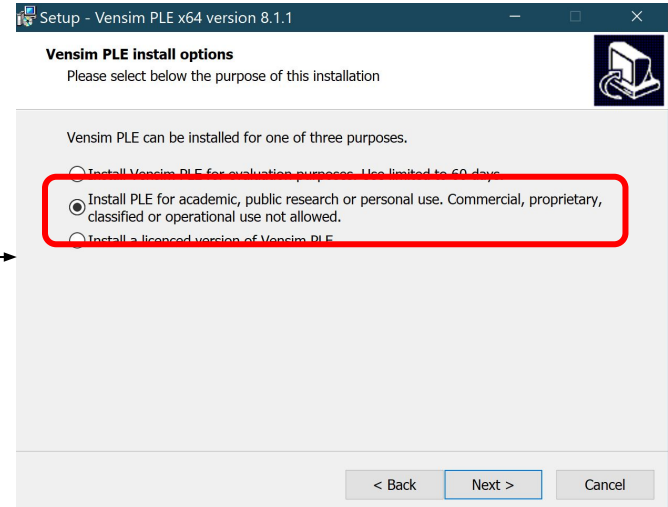
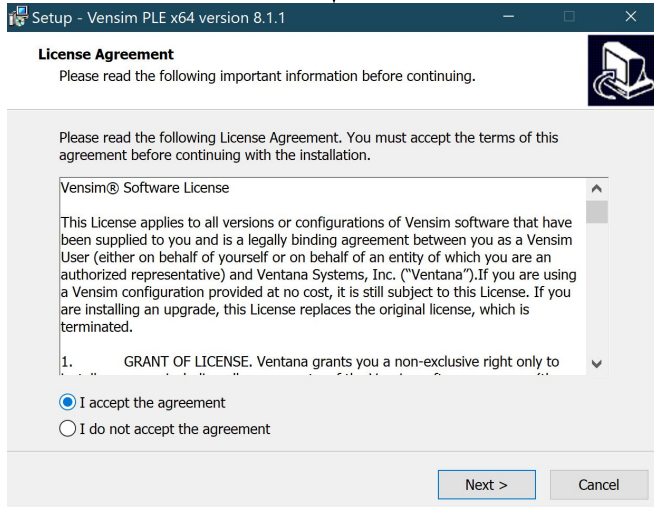
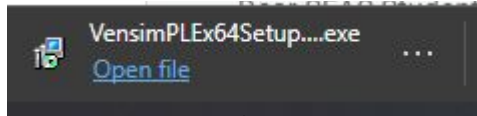
If you require training, we now offer online courses. Please visit the following website for more information.
<https://vensim.com/vensim-online-courses/>

To keep up to date with all Vensim news (including product updates and courses), please subscribe to our newsletter at
<https://www.vensim.com/lists>

Or follow us on Twitter
@vensim, <https://www.twitter.com/vensim>

For all other Vensim information, please visit our website,
<https://www.vensim.com>

Start the installer and follow prompts



Enter name and click “Next” until the last box

Setup - Vensim PLE x64 version 8.1.1

Registration Information

Please enter your registration information below, then click Next.

Name:

Company:

Registration/unlock code:

< Back **Next >** Cancel



Setup - Vensim PLE x64 version 8.1.1

Ready to Install

Setup is now ready to begin installing Vensim PLE x64 on your computer.

Click Install to continue with the installation, or click Back if you want to review or change any settings.

Destination location:
C:\Program Files\Vensim

Start Menu folder:
Vensim

< >

< Back **Install** Cancel

After clicking “Finish”, Vensim should launch

